




# SILENSIA 700 SERIES PATIO DOOR

## CONFIGURATIONS & SIZES

### LEFT OPEN RIGHT FIXED & RIGHT OPEN LEFT FIXED STANDARD SIZES (XO&OX)

(Standard Sizes are available on regular lead times.)




**WIDTH**  
59" (1499mm)  
70 15/16" (1802mm)

**HEIGHT**  
79 7/16" (2018mm)  
79 7/16" (2018mm)

### LEFT OPEN RIGHT FIXED & RIGHT OPEN LEFT FIXED NON-STANDARD SIZES (XO&OX)


(Non-Standard Sizes require extra lead time.)



**WIDTH**  
94 7/16" (2399mm)  
94 7/16" (2399mm)

**HEIGHT**  
70 5/16" (1786mm)  
79 7/16" (2018mm)

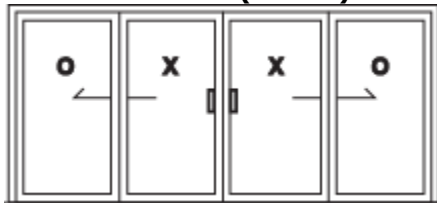
### LEFT FIXED CENTER OPEN RIGHT HAND RIGHT FIXED & LEFT FIXED CENTER OPEN LEFT HAND RIGHT FIXED STANDARD SIZES (OXORH&OXOLH)



**WIDTH**  
106 5/16" (2700mm)

**HEIGHT**  
79 7/16" (2018mm)

### LEFT FIXED CENTER OPEN LEFT HAND CENTER OPEN RIGHT HAND RIGHT FIXED STANDARD SIZES (OXXO)



**WIDTH**  
141 11/16" (3599mm)

**HEIGHT**  
79 7/16" (2018mm)

- Basic features include; White finish on exterior and interior, white handle, locking hardware, adjustable screen door, Dual Clear Glass.
- Frame comes with nail fin unless otherwise noted.
- When ordering door please specify LH or RH as viewed from outside.
- Custom widths, heights and configurations available on request


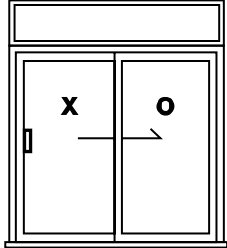
### LEFT OPEN RIGHT FIXED & RIGHT OPEN LEFT FIXED WITH TRANSOM (Tm/XO&Tm/OX)



# SILENSIA 700 SERIES PATIO DOOR

## CONFIGURATIONS & SIZES


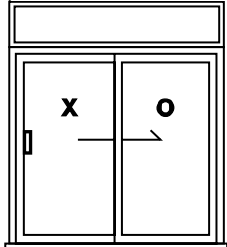
(Standard Widths are available on regular lead times.)



	WIDTH	MINIMUM	HEIGHT
<b>STANDARD 5 FOOT</b>	59" (1499mm)	92 7/16" (2348mm)	108" (2743mm)
<b>STANDARD 6 FOOT</b>	70 15/16" (1802mm)	92 7/16" (2348mm)	108" (2743mm)

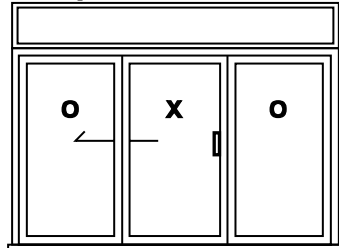
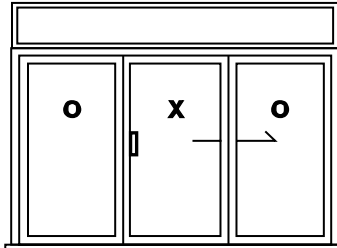
### LEFT OPEN RIGHT FIXED & RIGHT OPEN LEFT FIXED WITH TRANSOM (Tm/XO&Tm/OX)

(Non-Standard Widths require extra lead time.)



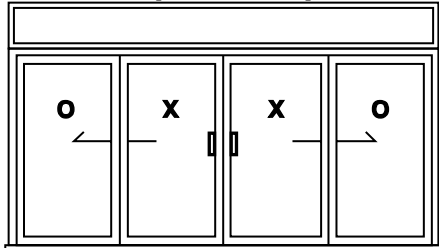
	WIDTH	MINIMUM	HEIGHT
<b>STANDARD 8 FOOT</b>	94 7/16" (2399mm)	83 7/16" (2119mm)	99" (2515mm)
<b>STANDARD 9 FOOT</b>	94 7/16" (2399mm)	92 7/16" (2348mm)	108" (2743mm)

### LEFT FIXED CENTER OPEN RIGHT HAND RIGHT FIXED & LEFT FIXED CENTER OPEN LEFT HAND RIGHT FIXED WITH TRANSOMS (Tm/OXORH&Tm/OXOLH)



	WIDTH	MINIMUM	HEIGHT
<b>STANDARD 10 FOOT</b>	106 5/16" (2700mm)	92 7/16" (2348mm)	108" (2743mm)

### LEFT FIXED CENTER OPEN LEFT HAND CENTER OPEN RIGHT HAND RIGHT FIXED WITH TRANSOM (Tm/OXXO)



	WIDTH	MINIMUM	HEIGHT
<b>STANDARD 12 FOOT</b>	141 11/16" (3599mm)	92 7/16" (2348mm)	108" (2743mm)

- Transoms are mullied 400 series windows
- Basic features include; White finish on exterior and interior, white handle, locking hardware, adjustable screen door, Dual Clear Glass.
- Frame comes with nail fin unless otherwise noted.
- When ordering door please specify LH or RH as viewed from outside.
- Custom widths, heights and configurations available on request